


WHERE DO I GO?

STUDENTS: How to check your final flex assignment

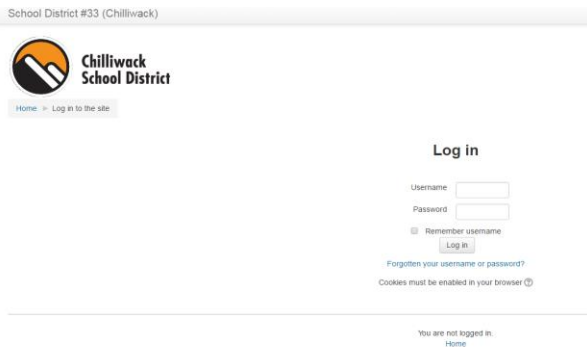
It is important for you to check your Moodle account on Tuesdays after 4:00pm to see where you will be going for Wednesday's flex. This will display your final assignment after teacher modifications.

If you are using a device, please use your internet browser instead of the Moodle APP.

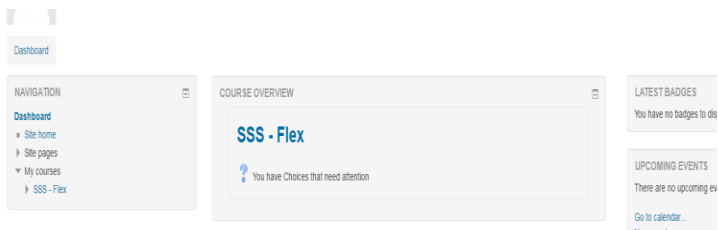
1. Go to the Sardis Secondary website and click on Moodle login.



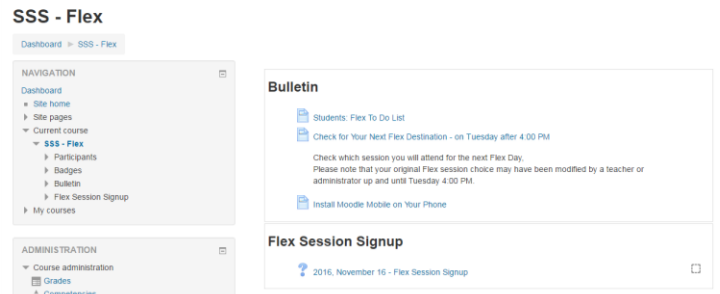
2. Login to your Moodle account using the same login information as your school computer login (Username: Student Number, Password: Birthday (YYYYMMDD))



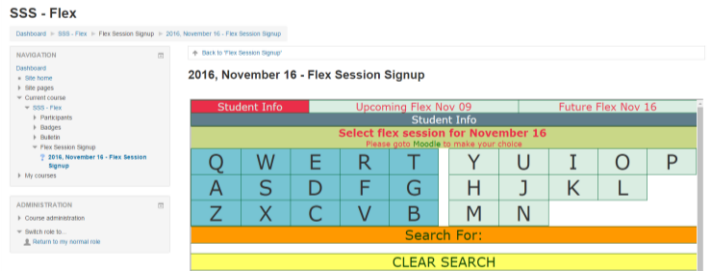
3. Click on the SSS Flex Course.



4. Scroll down to Flex Session Signup – Click on the date of the next Flex Session (in blue).



5. Under the student info tab, start typing in your last name.



6. Click on your name to view the flashing message displaying what session you will be attending on the specific flex date and in what room.

